




### Loop

Loops can loosely connect pieces to each other.




### Cut on fold

Use to quickly create a pop up structure or cut symmetrical holes.



### Cone

Cones have a strong supporting base and can also hold other objects.




### Roll

Large cylinders or narrow dowels can provide strength and structure.




### Prisms

Fold into rectangular or triangular prisms to provide shape and structure.



### Tabs

Use to attach paper and create curved structures.




### Fringes

Cut or tear edges to create decoration similar to tassels, bristles, or fringes.



### Fan

Use paper folding to control how the paper will collapse or expand.



### Slots

Use to attach different shapes without tape.

