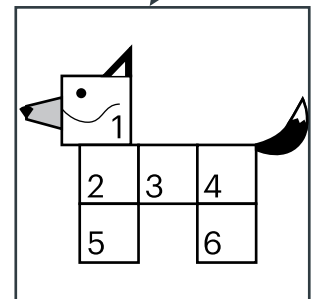
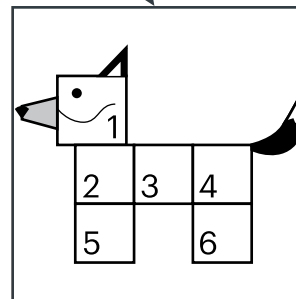
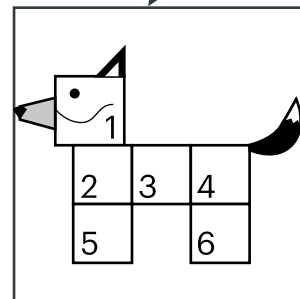
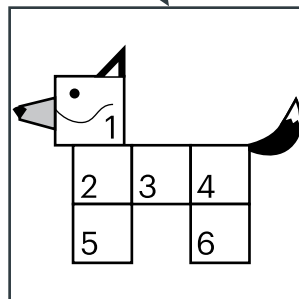
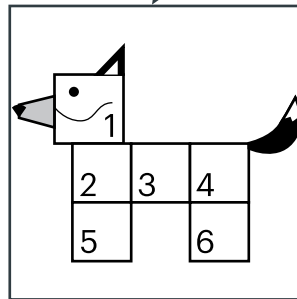
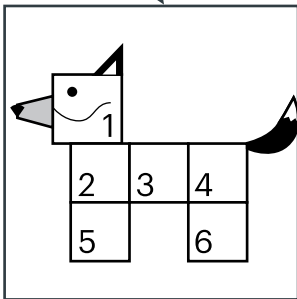
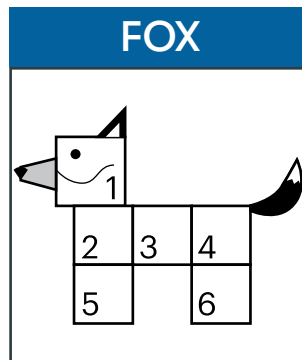


# PART 1

# Evolve a Tree Handout

Name(s):

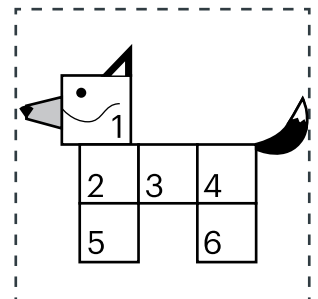
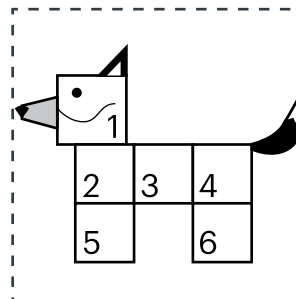
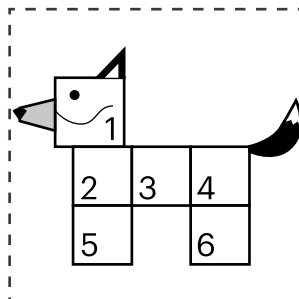
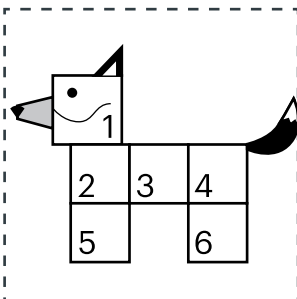
Date:



1. Choose which child population will receive the change.
2. Roll the die to determine which feature has changed.
3. Choose a color and fill in the feature that changed.  
Ex: One child population now has a blue head.
4. Repeat steps 1-3.
5. Copy the child populations with no descendants into the Puzzle Squares.
6. Cut out the Puzzle Squares.

Copy to puzzle square.

Puzzle Squares



Copy the colors above into the Puzzle Square. Cut out the Puzzle Squares. You will swap them with another team for Part 2 of the activity.