

# The Tech Challenge


Presented by  
Dell Technologies


# Stop that Ball!

Ready for a little Tech Challenge fun?  
Let's build a device that stops a ball from bouncing!

When you drop a ball, it bounces! Can you design something with items found around your home that stop a ball from bouncing? Can you make it land so it doesn't move at all?

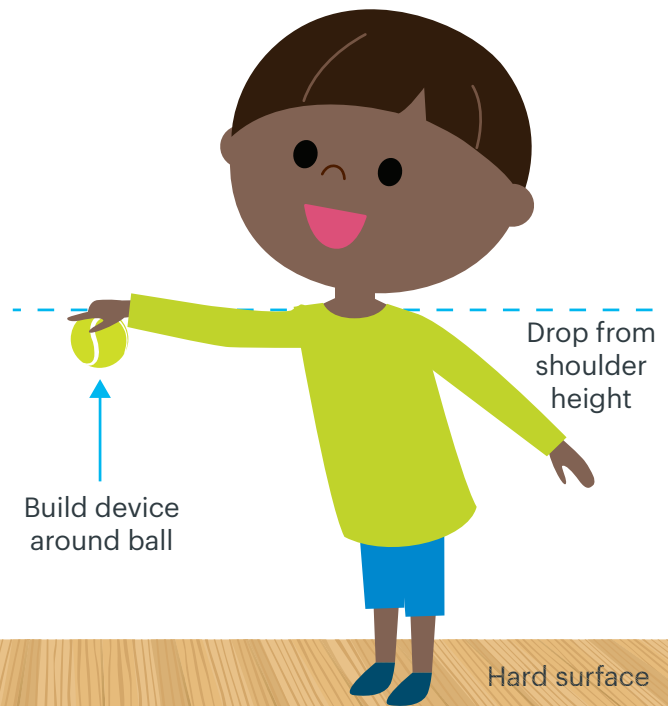
You will need some building materials, connectors and a bouncy ball. Use what you have and be creative!



Bouncy ball	Building materials	Connectors	No tape or glue!
<ul style="list-style-type: none"> <li>Tennis, ping pong, golf, handball, or rubber</li> </ul>	<ul style="list-style-type: none"> <li>Paper and cardboard</li> <li>Foil</li> <li>Toilet paper rolls</li> <li>Sponges</li> <li>Plastic cups</li> <li>Paper plates</li> <li>Bubble wrap</li> </ul>	<ul style="list-style-type: none"> <li>Rubber bands</li> <li>Paper clips</li> <li>Binder clips</li> <li>Twist ties</li> <li>String</li> </ul>	 <p>Why? Because building without tape or glue lets you change your designs faster and makes it easier to reuse materials.</p>

## Ready, set, build!

1. Pick a ball to test with.
2. Then, build a device that will stop it from bouncing when you drop it from shoulder height.
3. Test your device by dropping it on a hard surface. No carpet allowed! Did it work? Do you need to make alterations?
4. Test again until you've met the challenge!



## Bonus challenges

- Drop your device from higher and higher places. Does your device still work?
- Try a larger bouncy ball and scale up your device!
- Create a target. Can you land on it?

## Questions to ask yourself

- Why did you choose the materials you chose?
- If you had access to any material, what would you use? Why?

Share what you build on Facebook using #TheTechChallenge

[thetech.org/techchallenge](http://thetech.org/techchallenge)